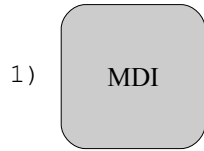


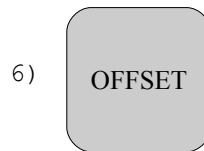
SETTING TOOL LENGTH ON HAAS



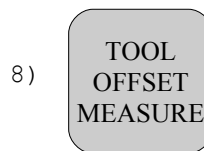
2) T_ (#)



5) JOG TO TOUCH OFF TOOL



7) USE ARROWS TO HIGHLIGHT TOOL GEOMETRY LENGTH FOR CORRECT TOOL NUMBER



9) SUBTRACT HEIGHT BLOCK (IF USING 1.000" SIDE OF 123 BLOCK, ADD -1.000" BY ENTERING -1.000 AND HITTING ENTER)

10) REPEAT UNTIL ALL TOOLS HAVE BEEN SET